

PRIMING AND LOADING THE DISPOSABLE SET

THESE INSTRUCTIONS ARE NOT A SUBSTITUTE FOR THE OPERATOR'S MANUAL

Be sure to read the operator's manual thoroughly prior to operating the pump. See other side for pump operation instructions.

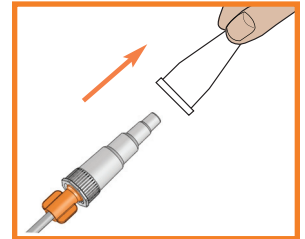
STEP 1

Remove cap on Infinity Orange 100 mL disposable set. Hold bag upright and pour in feeding solution. Close cap securely. NOTE: If you are using the EnteraLite Infinity 500 mL or 1200 mL disposable set, follow the same instructions.



STEP 2

Remove protective cover from the distal end connector.

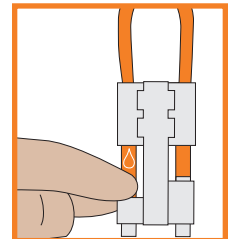
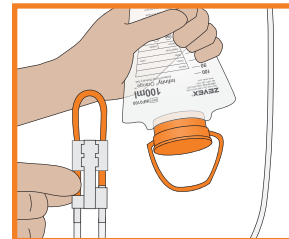


STEP 3 - PUMP PRIMING

Loop silicone tubing around pump wheel stretching lightly. Seat cassette into pump. Close pump door. Press and hold ON/OFF key for 1.5 seconds to turn pump on. Press and hold the PRIME key until formula reaches the distal end connector.

STEP 3 - MANUAL PRIMING

Gently pinch orange colored tubing below the "🔥" symbol and squeeze bag at the same time to assist fluid flow. Hold this position until formula reaches the distal end connector. Loop silicone tubing around pump wheel stretching lightly. Seat cassette into pump. Close pump door.



For backpack use: Turn bag upside down and gently squeeze. Tilt bag as needed to keep air at tubing port. At the same time, gently pinch orange colored tubing below the "🔥" symbol. Hold this position until air is removed from the tubing. Gently squeeze bag at the same time to assist fluid flow.

STEP 4

Loop silicone tubing around pump wheel stretching lightly. Seat cassette into pump. Close pump door.

